


Examples of ictus placement by the Abbey of Solesmes which are

logical yet hard to accept

for many musicians :

3.




T Antum ergo Sacraméntum

■ ■

Detailed description: This musical example shows the phrase 'Antum ergo Sacraméntum' on a two-staff system. The first staff contains the melody, and the second staff contains the lyrics. A large 'T' is placed to the left of the lyrics. Two blue squares are positioned below the lyrics, one under 'Antum' and one under 'Sacraméntum', indicating the placement of ictus.

I.



T Antum ergo Sacraméntum

■ ■

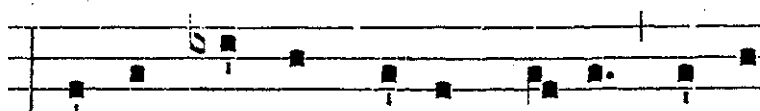
Detailed description: This musical example shows the same phrase 'Antum ergo Sacraméntum' on a two-staff system. The first staff contains the melody, and the second staff contains the lyrics. A large 'T' is placed to the left of the lyrics. Two pink squares are positioned below the lyrics, one under 'Antum' and one under 'Sacraméntum', indicating the placement of ictus.



Et an- tíquum do-cu- mén-tum No-vo

■ ■ ■

Detailed description: This musical example shows the phrase 'Et an-tíquum do-cu-mén-tum No-vo' on a two-staff system. The first staff contains the melody, and the second staff contains the lyrics. Three blue squares are positioned below the lyrics, one under 'an-tíquum', one under 'do-cu-mén-tum', and one under 'No-vo', indicating the placement of ictus.



Et an- tíquum do-cu- mén-tum No-vo

■ ■ ■

Detailed description: This musical example shows the same phrase 'Et an-tíquum do-cu-mén-tum No-vo' on a two-staff system. The first staff contains the melody, and the second staff contains the lyrics. Three pink squares are positioned below the lyrics, one under 'an-tíquum', one under 'do-cu-mén-tum', and one under 'No-vo', indicating the placement of ictus.